



8-June-2011



The Role of White Spaces in the Realm of Wireless Broadband



Fanny Mlinarsky
President
octoScope, Inc.

www.octoscope.com

Long Ago...



BBC broadcast
1935

Today



Over the last 5 years wireless bandwidth deployed in the US has increased 553-fold.

George Gilder
Chairman, Gilder Technology Group

TV Band Spectrum Utilization

- Spectrum under 3 GHz has significant unused capacity
 - Average occupancy over various locations studied is 5.2% and the maximum occupancy is 13.1% (in New York City)
 - Shared Spectrum Company, NSF funded measurements, 9/2009
<http://www.sharedspectrum.com/measurements>
- Only 8% of Americans receive broadcast TV
 - Consumer Electronics Association (CEA) survey, 2011
 - http://www.cesweb.org/shared_files/ECD-TOC/CEACordCuttingAnalysis.pdf
- The economic potential for the TV white spaces was estimated at \$100 billion
 - R. Thanki, "The economic value generated by current and future allocations of unlicensed spectrum", 9/2009
http://www.ingeniousmedia.co.uk/websitefiles/Value_of_unlicensed_website_FINAL.pdf

White Spaces – Brief History



- NPRM in May 2004
 - http://hraunfoss.fcc.gov/edocs_public/attachmatch/FCC-04-113A1.pdf
- November 4, 2008 FCC approved Report & Order 08-260, allowing unlicensed use of TV band spectrum
 - http://hraunfoss.fcc.gov/edocs_public/attachmatch/DA-01-260A1.pdf
- February 17, 2009, the FCC released the final rules for “Unlicensed Operation in the TV Broadcast Bands”
 - <http://edocket.access.gpo.gov/2009/pdf/E9-3279.pdf>
- Sep 23, 2010 The FCC reaffirmed a 2008 decision to open the broadcast airwaves



NPRM = Notice of Proposed Rule Making

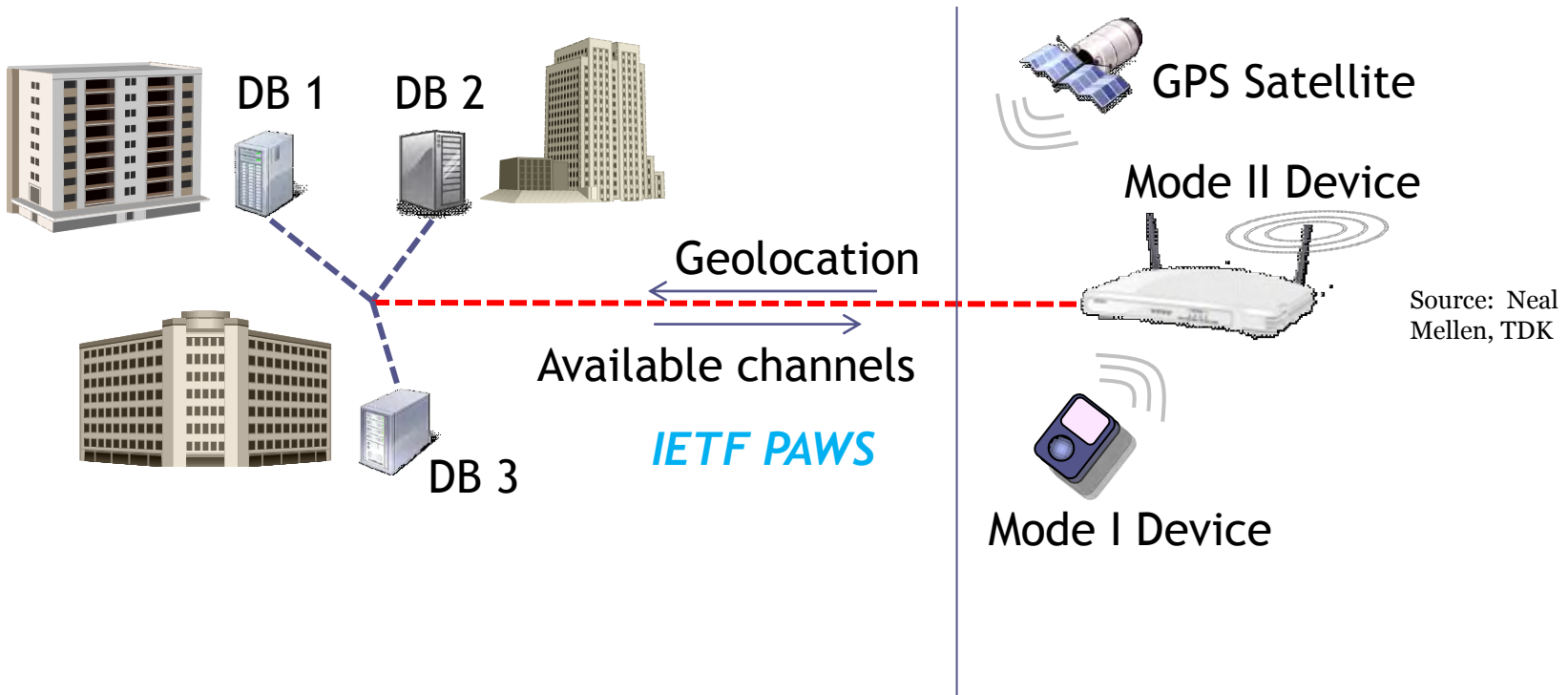
European White Space Regulation

- Ofcom (UK) is in the process of making this Digital Dividend band available
 - <https://mentor.ieee.org/802.18/dcn/09/18-09-0059-00-0000-ofcom-update-on-the-digital-dividend.ppt>
 - <http://stakeholders.ofcom.org.uk/consultations/geolocation/summary>
- ECC of CEPT in Europe has published a report on White Spaces in Jan 2011
 - <http://www.erodocdb.dk/Docs/doc98/official/pdf/ECCREP159.PDF>
- China TV band regulations expected in 2015

ECC = Electronic Communications Committee

CEPT = European Conference on Postal and Telecommunications

White Space Spectrum Access



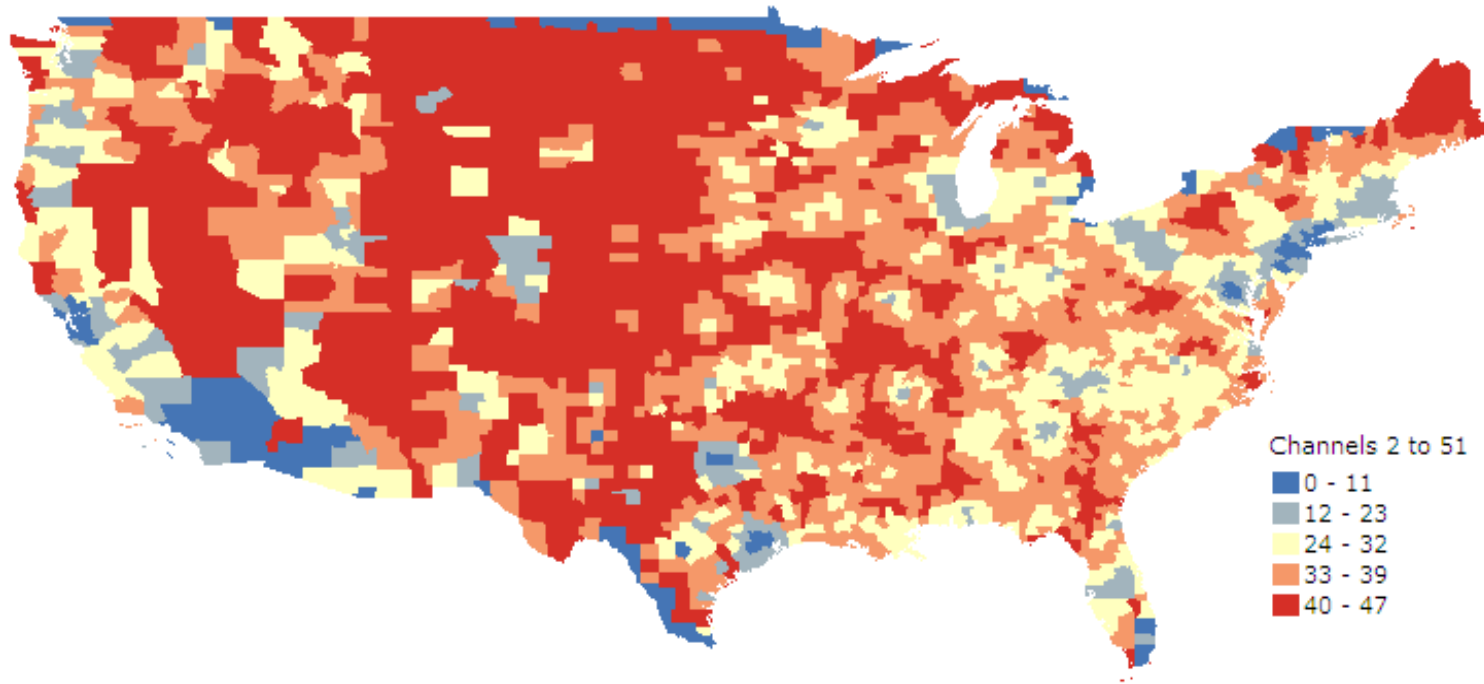
IETF = internet engineering task force
PAWS = protocol to access white space

Spectrum Sensing Technical Challenges

- Very low threshold of -114 dBm
 - Below noise floor of most receivers
 - Requires sophisticated averaging or other innovative techniques
 - Averaging could be time-consuming
- False detects
 - During initial FCC testing of early spectrum sensing prototypes, the key issue was false detects – due to unreasonably low threshold
 - Adjacent TV channel leakage can be about 30 dB above the sensing threshold
- Service boundaries are not well-defined. For example, if the sensing radio is a few feet outside the boundary of the TV station region, the sensing circuitry might still detect the TV signal.
 - Is this a failure?

TV Band Channel Availability

- Channel availability based on the geolocation query of TV band internet database



Source: Rick Tornado, Spectrum Bridge

TV Channels and White Space Allocation

US – FCC

	Channel #	Frequency Band	
Fixed TVBDs only	2-4	54-72 MHz	VHF
	5-6	76-88 MHz	
	7-13	174-216 MHz	
White Spaces	14-20	470-512 MHz**	UHF
	21-51*	512-692 MHz	

Transition from NTSC to ATSC (analog to digital TV) June 12, 2009 freed up channels 52-69 (above 692 MHz)

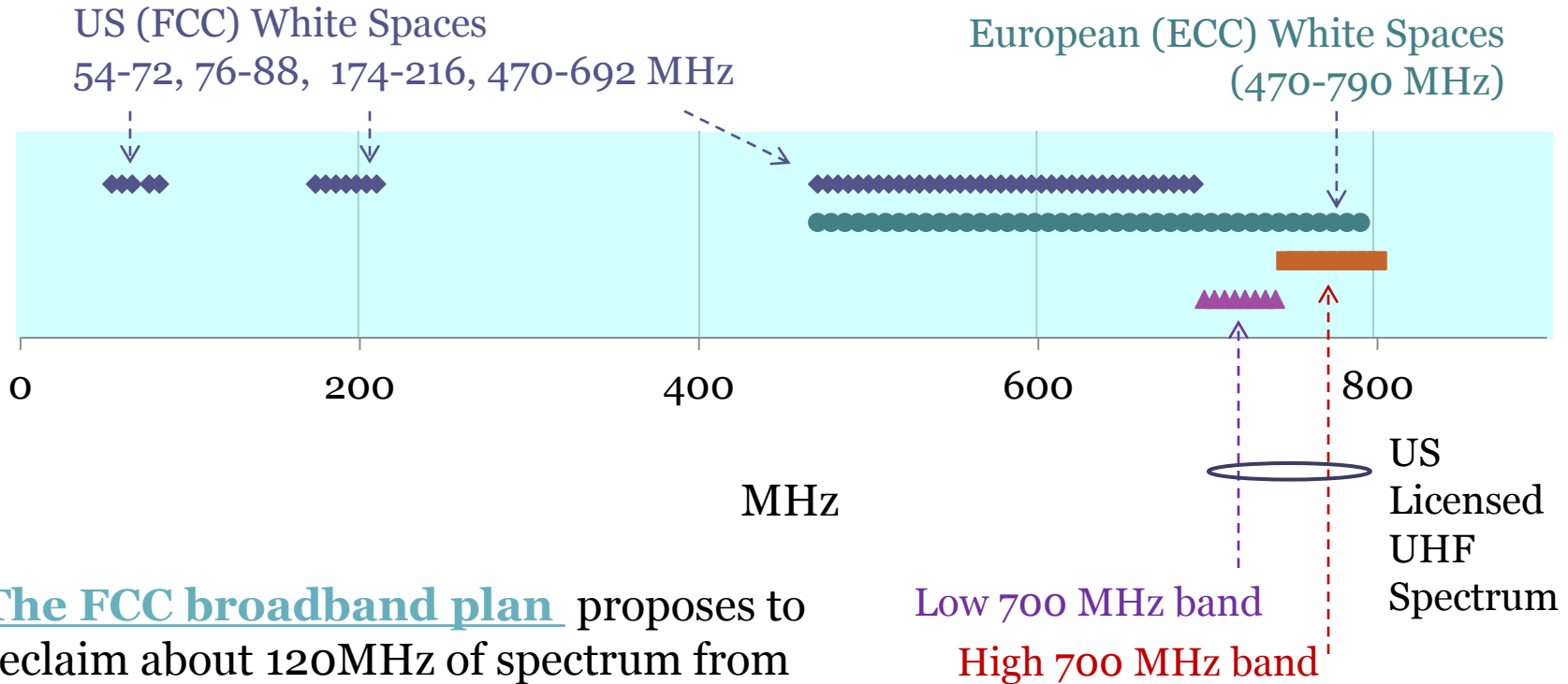
Europe – ECC

	Channel #	Frequency Band	
White Spaces	5-12	174-230 MHz	VHF
	21-60	470-790 MHz	UHF
	61-69	790-862 MHz	

*Channel 37 (608-614 MHz) is reserved for radio astronomy

**Shared with public safety

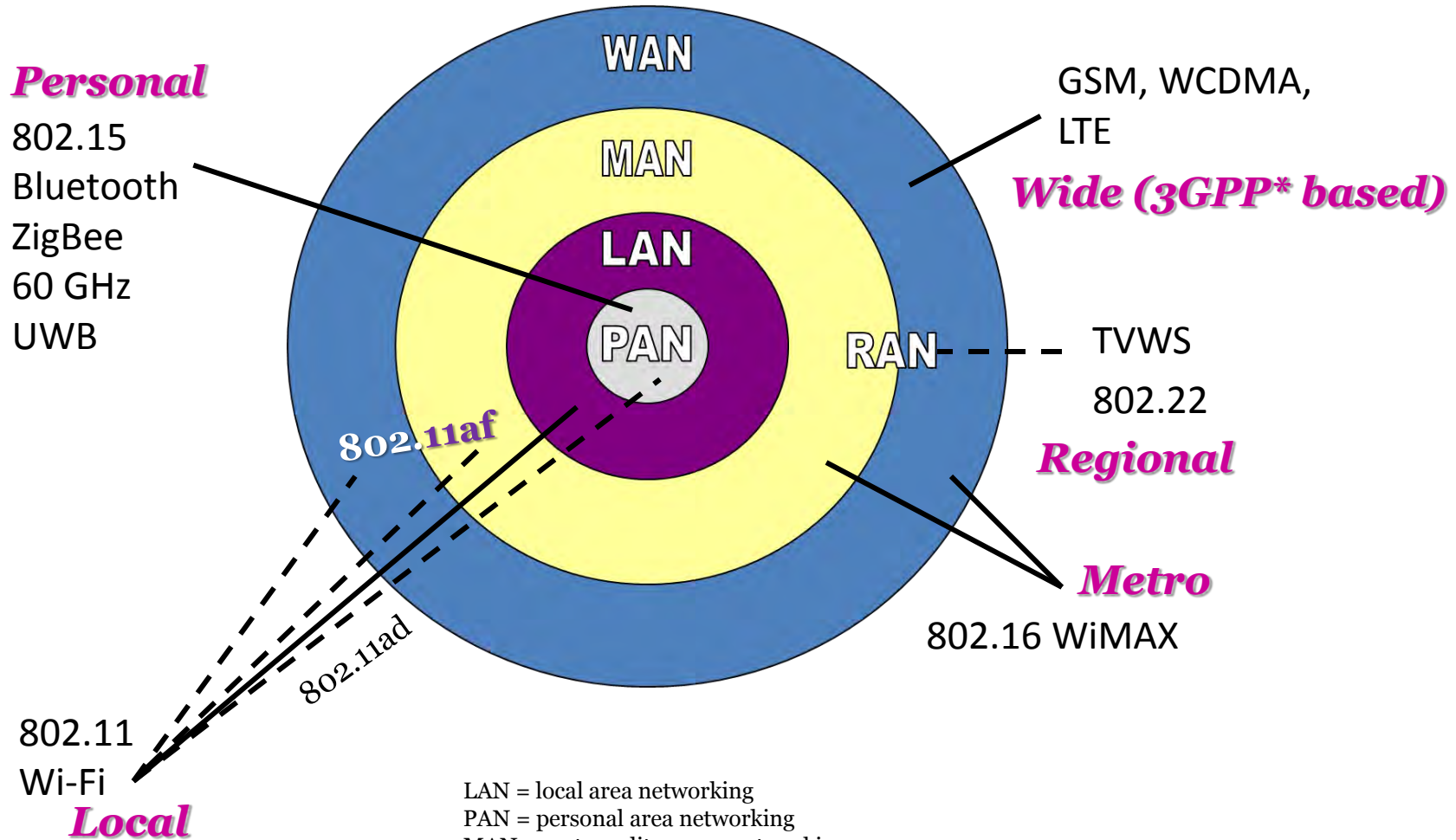
TV Band Spectrum



The FCC broadband plan proposes to reclaim about 120MHz of spectrum from broadcasters and sell it to the carriers.

This move may serve to discourage investment into white spaces.

IEEE 802 Wireless



LAN = local area networking
 PAN = personal area networking
 MAN = metropolitan area networking
 WAN = wide area networking
 RAN = regional area networking
 TVWS = television white spaces
 3GPP = 3rd generation partnership project

IEEE TV Band Related Standards

- **802.11af** – formed in January 2010 to adapt 802.11 to TV band operation
- **802.16h** – originally organized to adapt 802.16 to the 3650-3700 MHz contention band now working on TV band operation of 802.16
- **802.22** – Regional Area Networks
 - Guided the FCC in the recent TV band regulations
 - Introduced spectrum sensing and location information to determine whether given transmit frequencies and power levels will cause harmful interference to licensed services
- **802.18** TAG – regulatory
- **802.19** TAG – coexistence among dissimilar networks in the TV band
- **SCC 41** – defines layers above the MAC and PHY for dynamic spectrum access networks
 - <http://grouper.ieee.org/groups/scc41/crinfo/>
 - 1900.7 is the relevant group under SCC 41

Ecma and CogNeA TV Band Standard

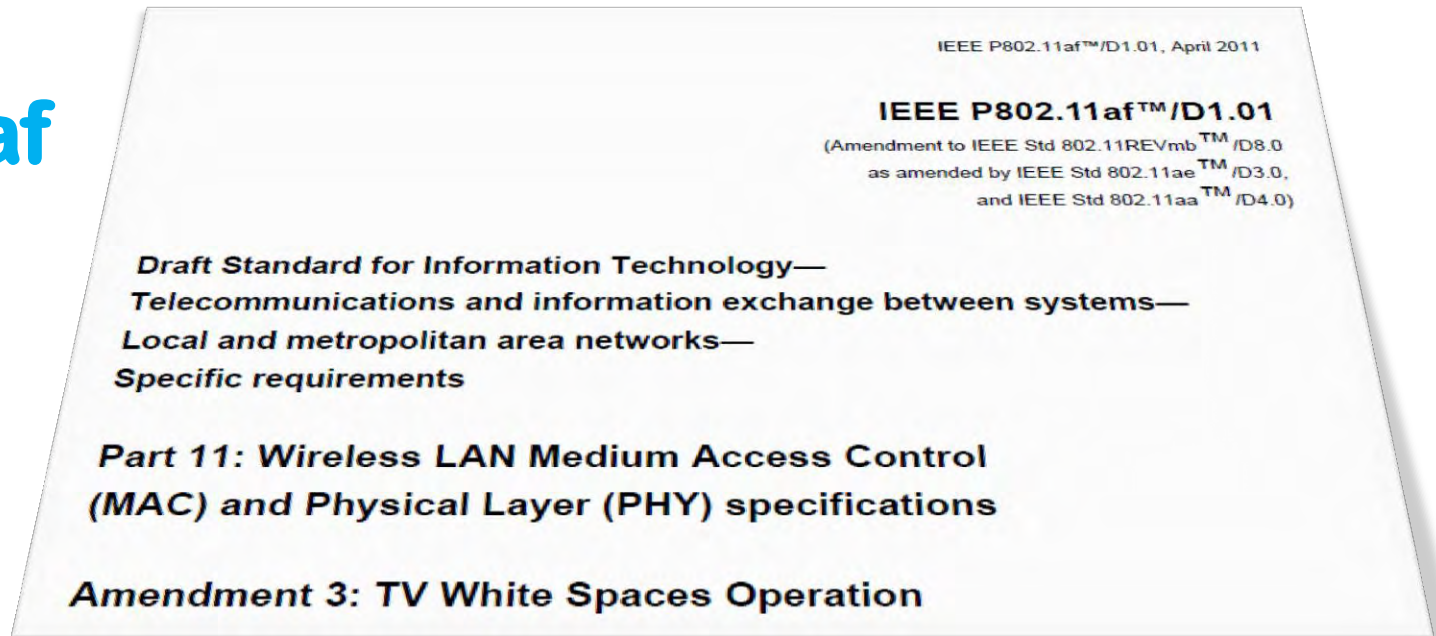
- Ecma TC48-TG1 standard for Personal/Portable devices in TV White Spaces
 - Physical (PHY) and Medium Access Control (MAC) layers including a protocol and mechanisms for coexistence
 - <http://www.ecma-international.org/publications/standards/Ecma-392.htm>
- Sponsor Organization: CogNeA (<http://www.cogneat.org>)
 - Industry alliance formed in 2008 to develop a specification for white spaces



802.11af

Database is
out of scope
of 802.11af

Being
defined by
IETF PAWS



- Re-band the popular 802.11 systems; capitalize on work already done for 802.11y and 802.11h
 - Use 5, 10, 20 and 40 MHz wide channels
 - FCC EIRP: 4 W, 100 mW, 50 mW
- Possible deployment scenarios
 - Indoor (< 100 m): like present WLAN
 - Outdoor (< 5 km): comparable to the range of typical urban model

White Spaces Standards

802.11af

Most cost-effective if 802.11 chipsets support the band

Most promising IEEE White Spaces standard with 802.11 chipset vendors evaluating the business opportunity; fast moving; Wi-Fi Alliance expects to certify in 2012

Ecma-based or proprietary

Products already announced

Proprietary implementation is already on the market (e.g. www.carlsonwireless.com) ; potential to disrupt 802.11 service since access protocol is unknown

802.22

Based on 802.16d Fixed WiMAX; no chipset vendors involved yet; small group dominated by broadcasters who oppose White Spaces

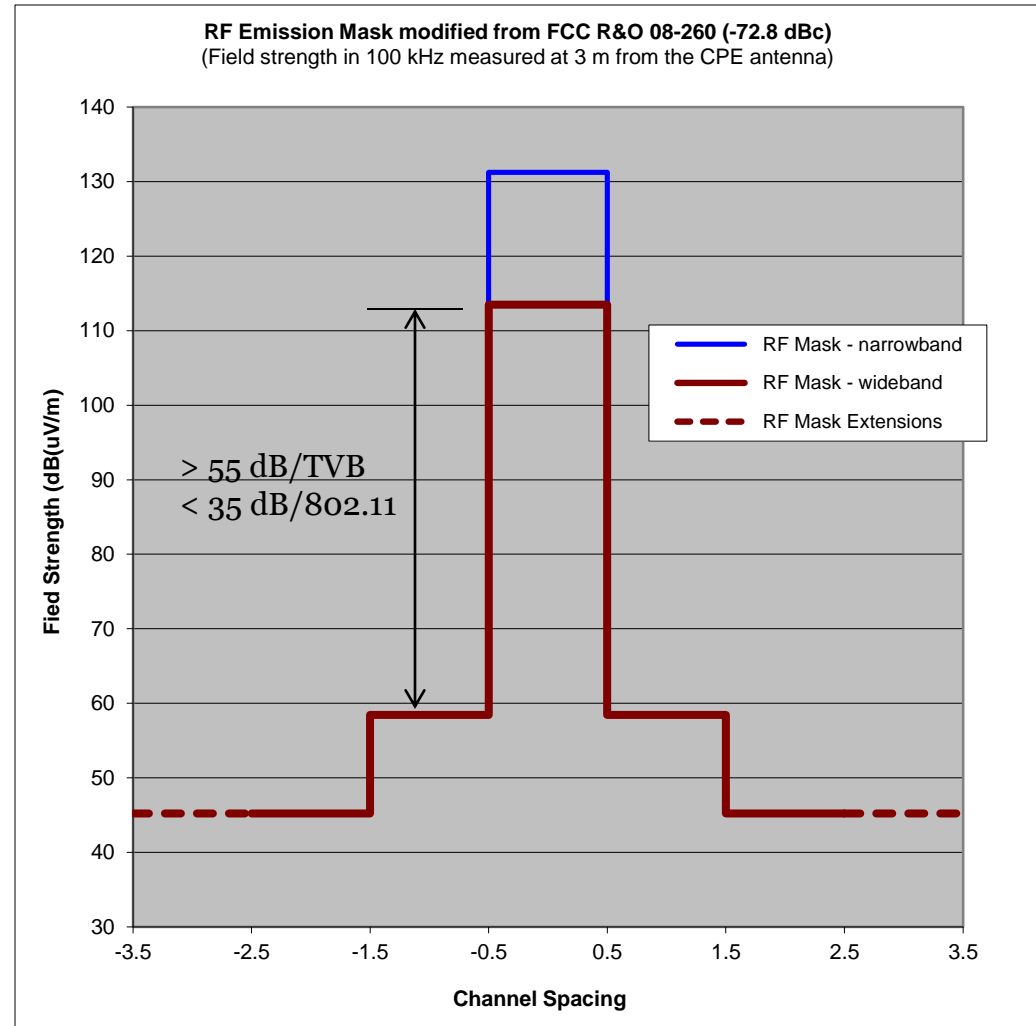
No products expected in the near-future

SCC41

Higher layer cognitive radio algorithms, such as Dynamic Spectrum Access; academic group; no near-term products expected

TV Band Technical Issues

- Biggest roadblock to 802.11af adaptation is the stringent spectrum mask mandated by the FCC for the TV Band
 - 20 dB more stringent than the most stringent 802.11 devices support today
- Another issue is the limit on antenna elevation, which limits the range of TV Band data service
 - Antennas no higher than 90 feet



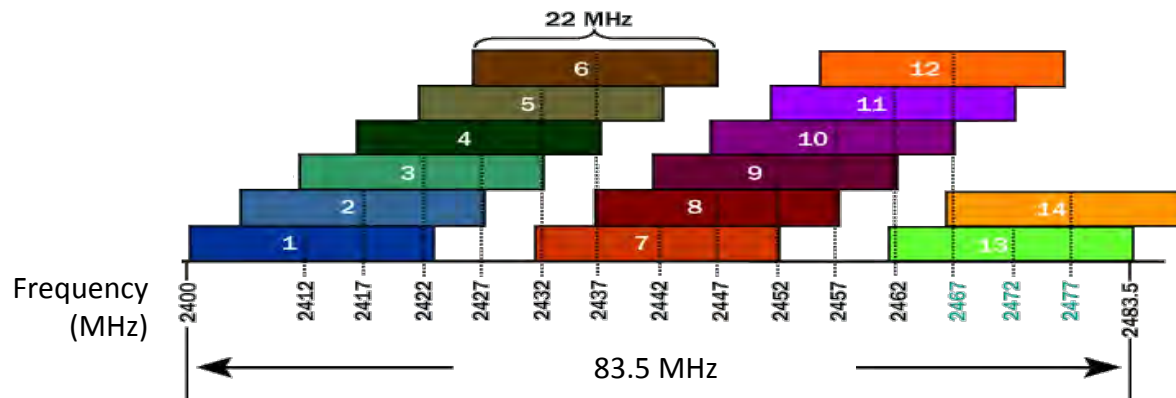
Contention Band

- March 2005 FCC made available 3650 to 3700 MHz for *contention-based* protocol
- Multiple services to share the band in an orderly way
 - IEEE 802.11y and 802.16h adapted their protocols to coexist in this band
- 300 Million licenses - one for every person or company; \$300 per license for 10 years
- Registered stations (base stations): 1 W/MHz, ~15 km
- Unregistered stations (handsets, laptops): 40 mW/MHz, 1-1.5 km

802.11 Band – 2.4 GHz

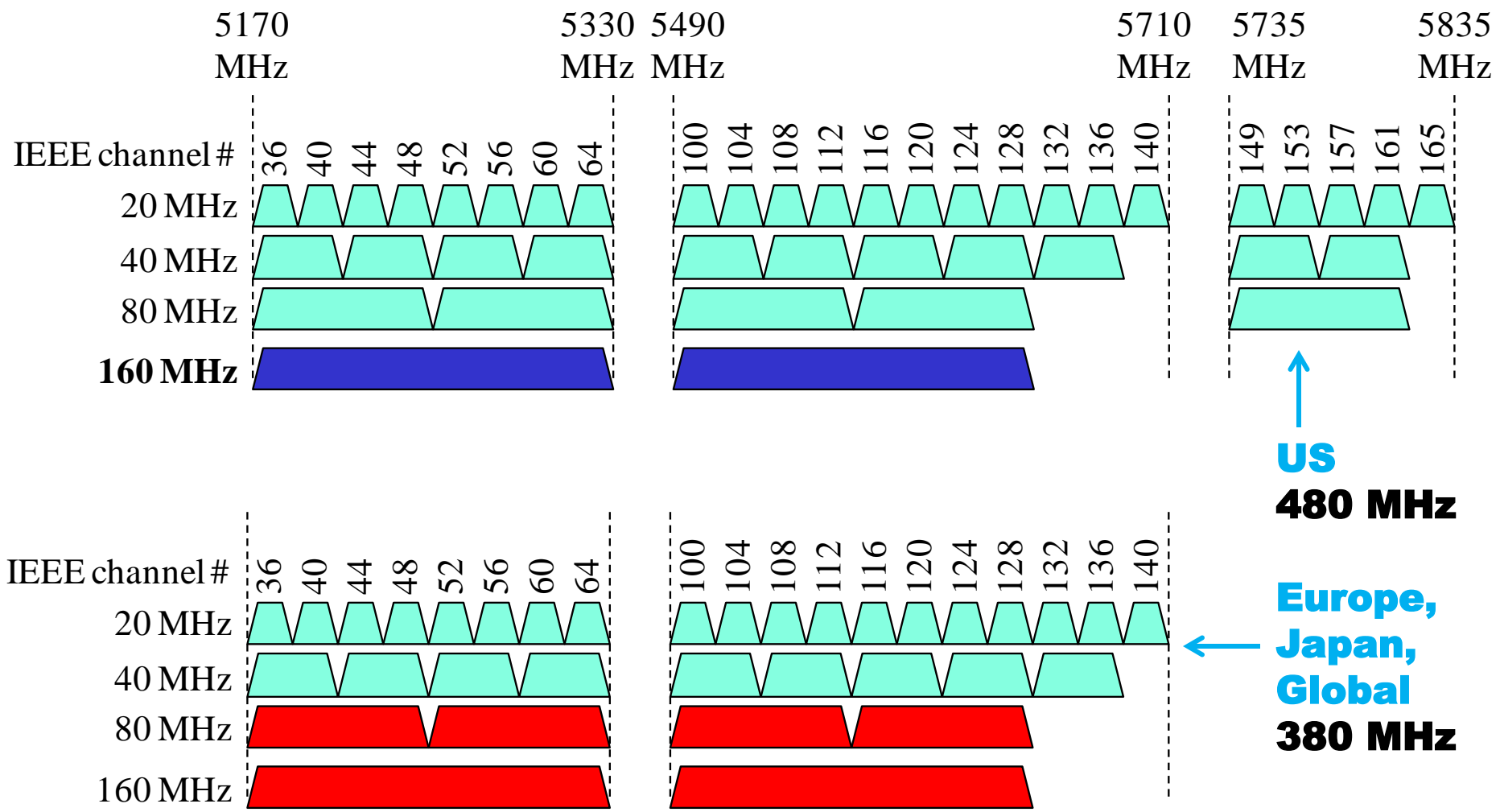
Chan ID	Center Frequency	Regulatory domains							
		FCC	IC	ETSI	Spain	France	Japan	Japan Hi rate	China
1	2412 MHz	X	X	X	-	-	-	X	X
2	2417 MHz	X	X	X	-	-	-	X	X
3	2422 MHz	X	X	X	-	-	-	X	X
4	2427 MHz	X	X	X	-	-	-	X	X
5	2432 MHz	X	X	X	-	-	-	X	X
6	2437 MHz	X	X	X	-	-	-	X	X
7	2442 MHz	X	X	X	-	-	-	X	X
8	2447 MHz	X	X	X	-	-	-	X	X
9	2452 MHz	X	X	X	-	-	-	X	X
10	2457 MHz	X	X	X	X	X	-	X	X
11	2462 MHz	X	X	X	X	X	-	X	X
12	2467 MHz	-	-	X	-	X	-	X	X
13	2472 MHz	-	-	X	-	X	-	X	X
14	2484 MHz	-	-	-	-	-	X	-	-

Source: IEEE 802.11-2007
Table 18-9



US
83.5 MHz

802.11 Band – 5 GHz



802.11 Spectrum – 60 GHz

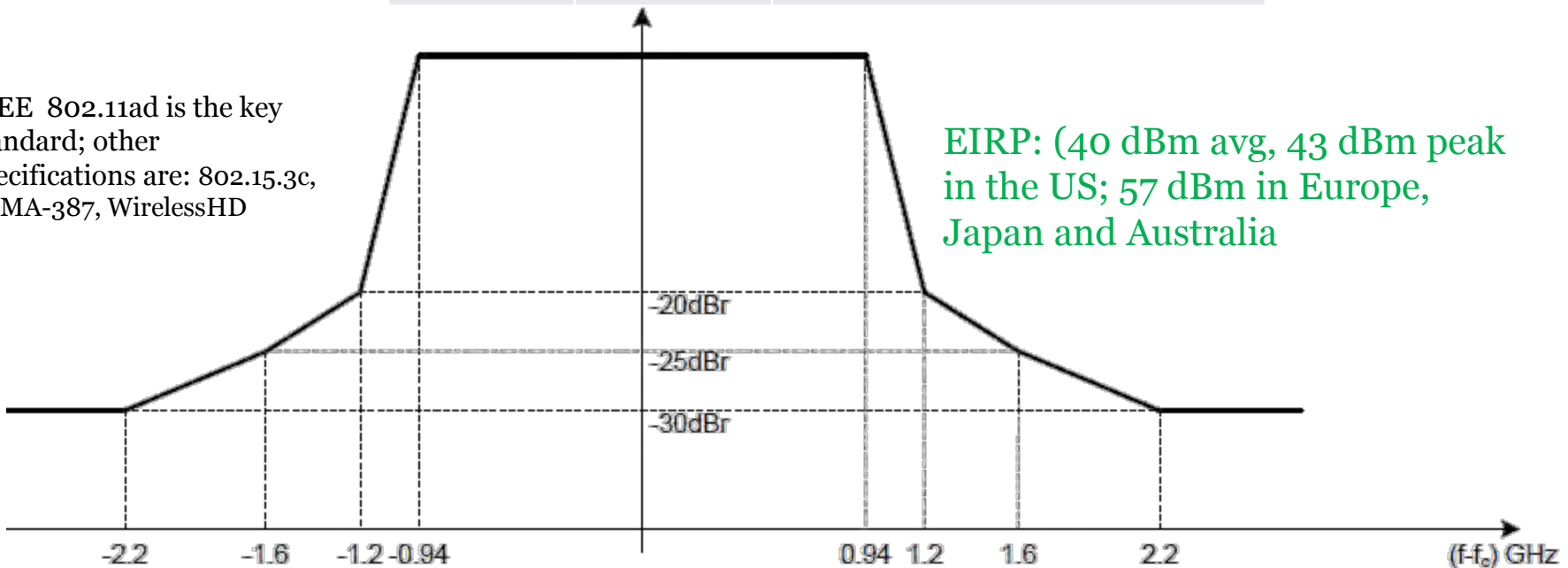
Channel	f_c (GHz)	Country
1	58.32	US
2	60.48	US, Japan, EU, Australia
3	62.64	US, Japan, EU
4	64.80	Japan, EU

Channel 2
must be
supported



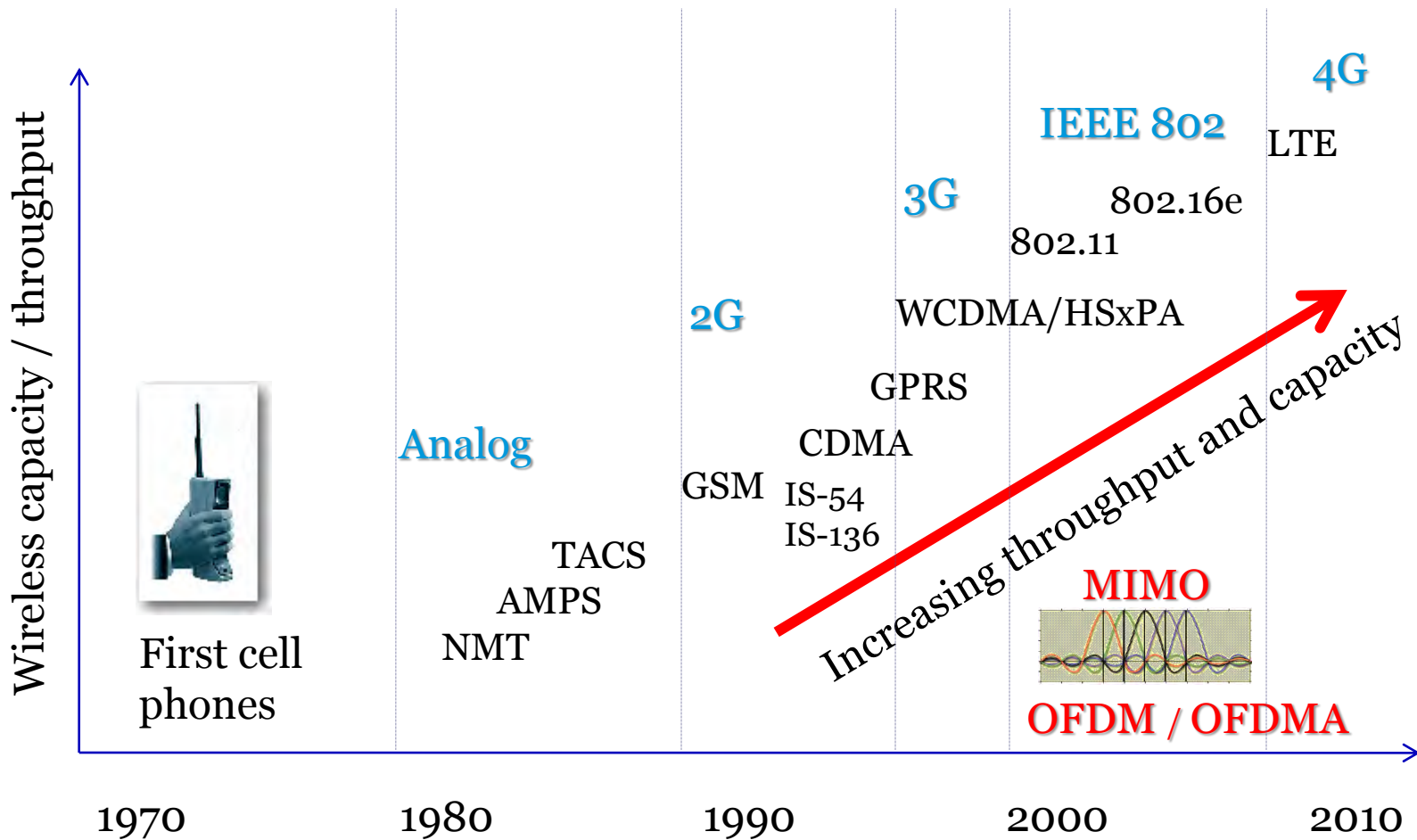
US
~ 7 GHz

IEEE 802.11ad is the key standard; other specifications are: 802.15.3c, ECMA-387, WirelessHD



Channel spacing = 2160MHz

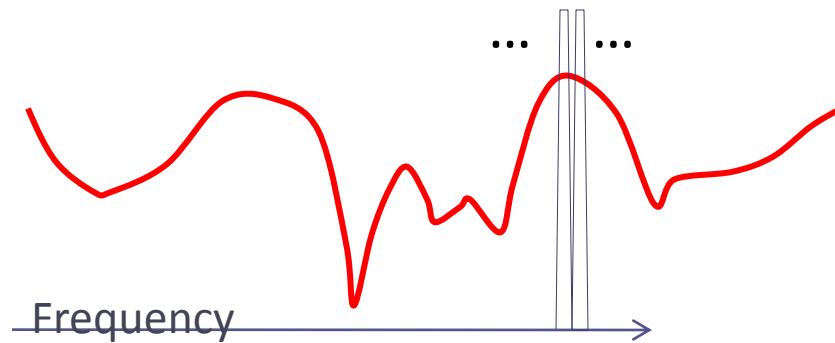
The Evolution of Wireless Broadband



OFDM/OFDMA = orthogonal frequency domain multiplexing / multiple access
MIMO = multiple input multiple output

OFDM and MIMO

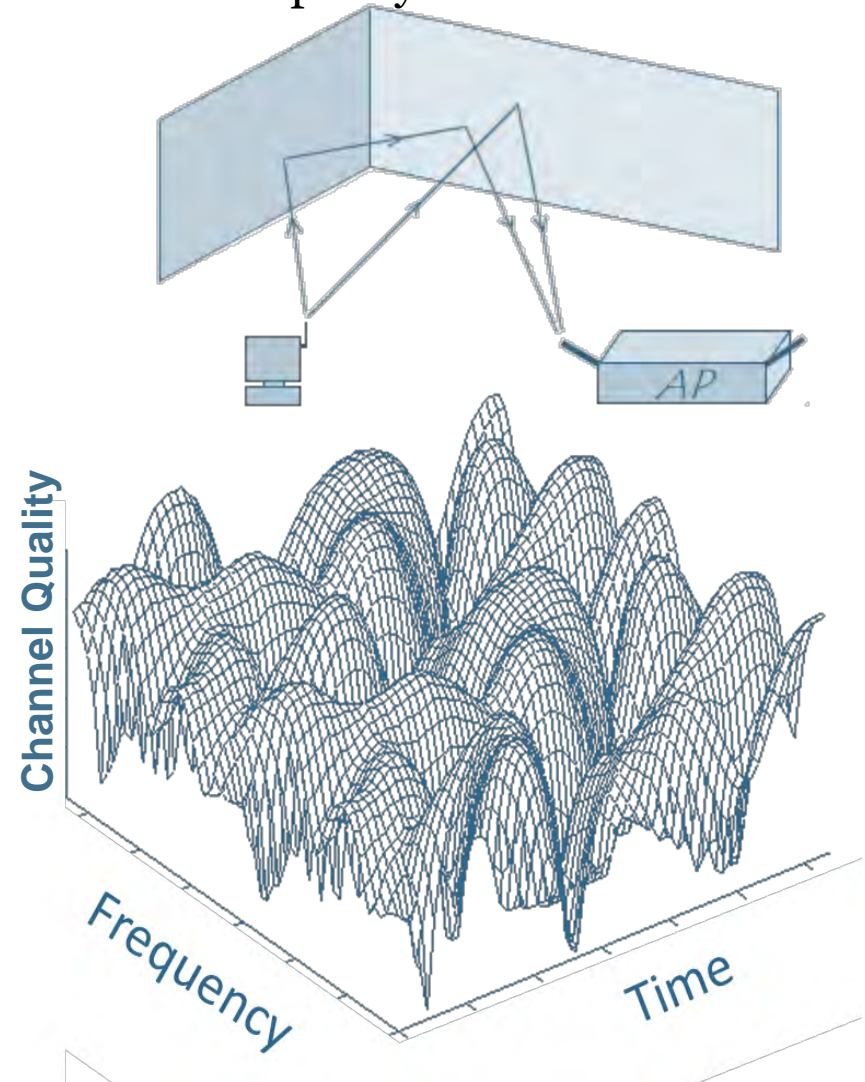
- OFDM transforms a frequency- and time-variable fading channel into parallel correlated flat-fading channels, enabling wide bandwidth operation



Frequency-variable channel appears flat over the narrow band of an OFDM subcarrier.

OFDM = orthogonal frequency division multiplexing
MIMO = multiple input multiple output

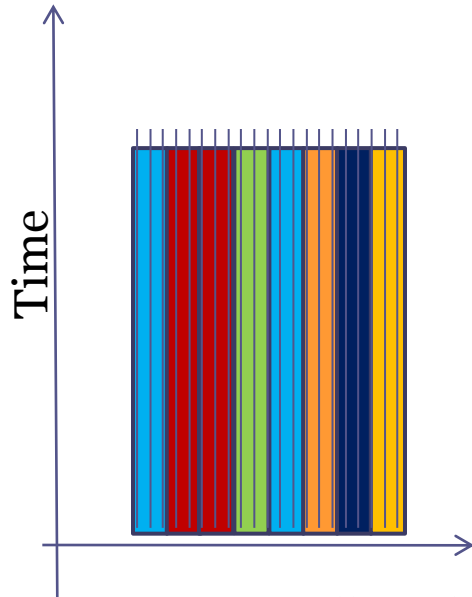
MIMO uses multipath to increase channel capacity



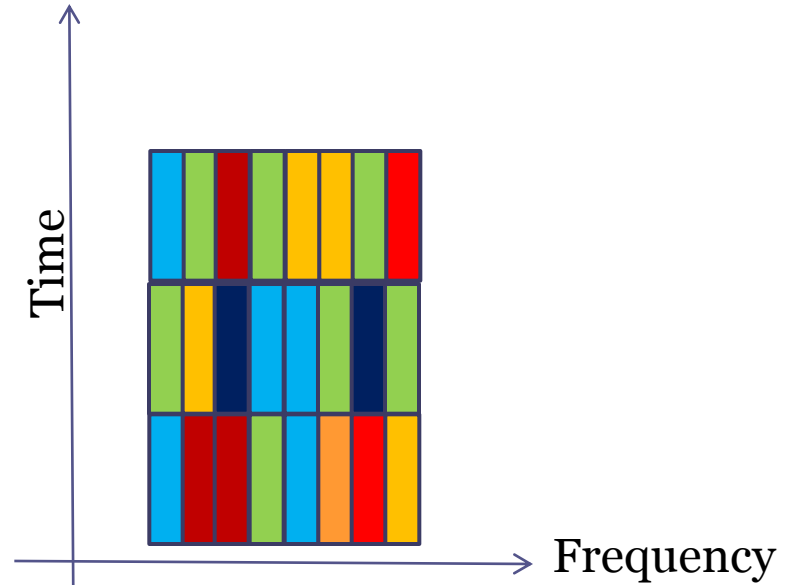
OFDM vs. OFDMA

OFDM is a modulation scheme

OFDMA is a modulation and access scheme



Frequency allocation per user is continuous vs. time



Frequency per user is dynamically allocated vs. time slots



OFDM/OFDMA = orthogonal frequency domain multiplexing / multiple access

The G's

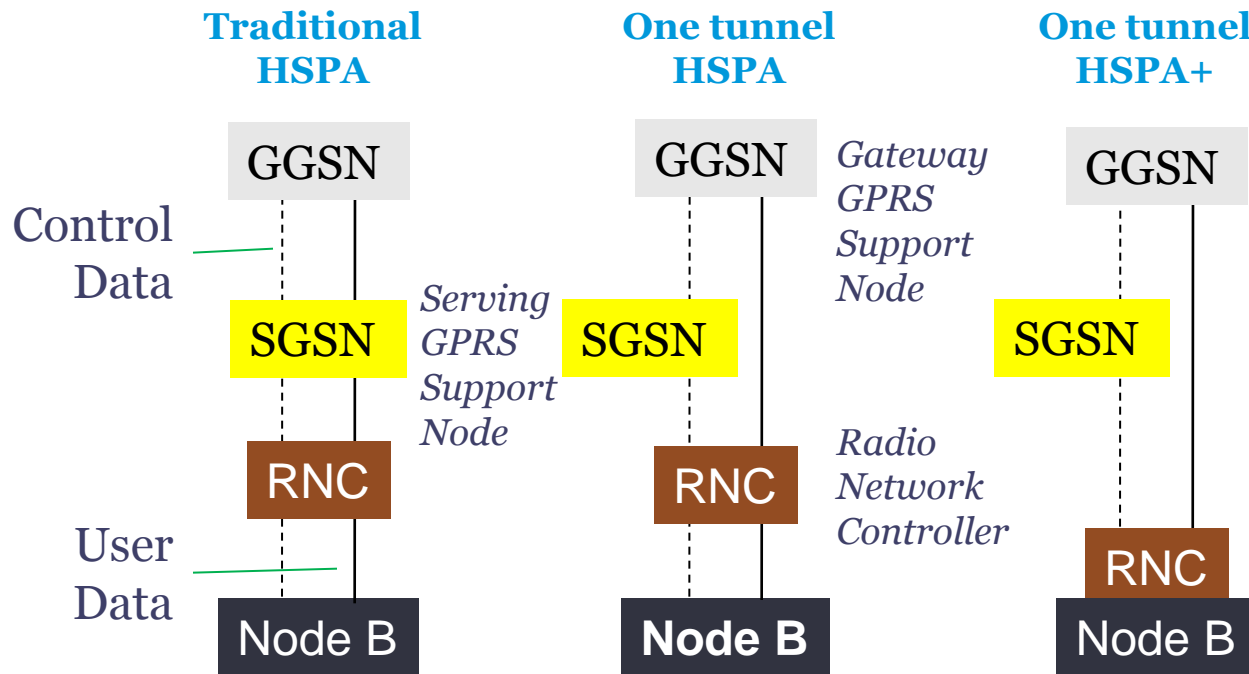
G		Peak Data Rate (Mbps)	
		Downlink	Uplink
1	Analog	19.2 kbps	
2	Digital – TDMA, CDMA	14.4 kbps	
3	Improved CDMA variants (WCDMA, CDMA2000)	144 kbps (1xRTT); 384 kbps (UMTS); 2.4 Mbps (EVDO)	
3.5	HSPA (today)	14 Mbps	2 Mbps
3.75	HSPA (Release 7) DL 64QAM or 2x2 MIMO; UL 16QAM	28 Mbps	11.5 Mbps
	HSPA (Release 8) DL 64QAM and 2x2 MIMO	42 Mbps	11.5 Mbps
3.9	WiMAX Release 1.0 TDD (2:1 UL/DL ratio), 10 MHz channel	40 Mbps	10 Mbps
	LTE, FDD 5 MHz UL/DL, 2 Layers DL	43.2 Mbps	21.6 Mbps
	LTE CAT-3	100 Mbps	50 Mbps

OFDM

Maximum LTE data rates in the 20 MHz channel are 326 Mbps DL (4 streams), 172 Mbps UL (2 streams)

HSPA and HSPA+

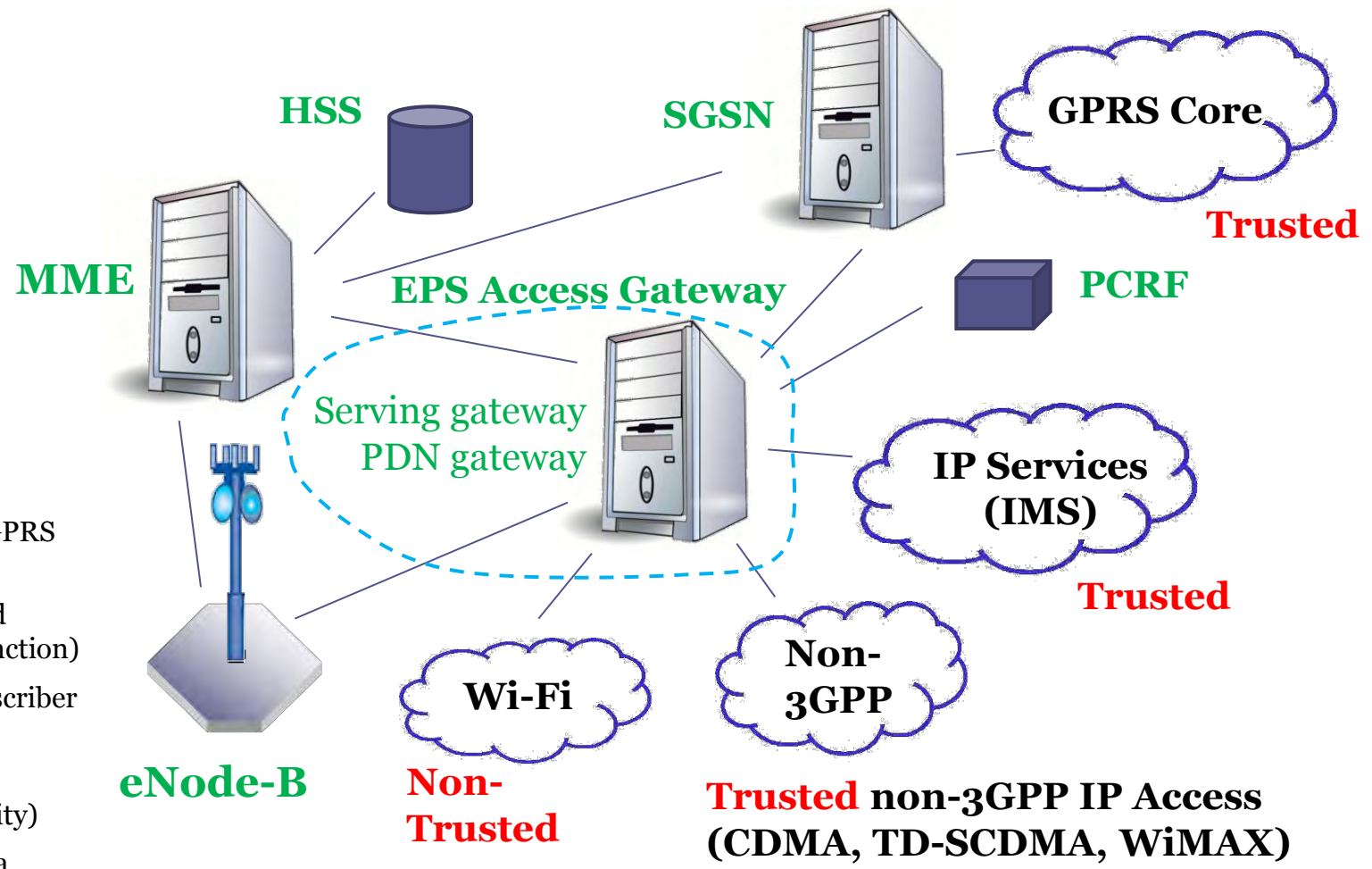
- HSPA+ is aimed at extending operators' investment in HSPA
 - 2x2 MIMO, 64 QAM in the downlink, 16 QAM in the uplink
 - Data rates up to 42 MB in the downlink and 11.5 MB in the uplink.



One-tunnel architecture flattens the network by enabling a direct transport path for user data between RNC and the GGSN, thus minimizing delays and set-up time

HSPA+ is CDMA-based and lacks the efficiency of OFDM

LTE EPS (Evolved Packet System)



SGSN (Serving GPRS Support Node)
PCRF (policy and charging rules function)
HSS (Home Subscriber Server)
MME (Mobility Management Entity)
PDN (Public Data Network)

Flat, low-latency architecture



A GLOBAL INITIATIVE

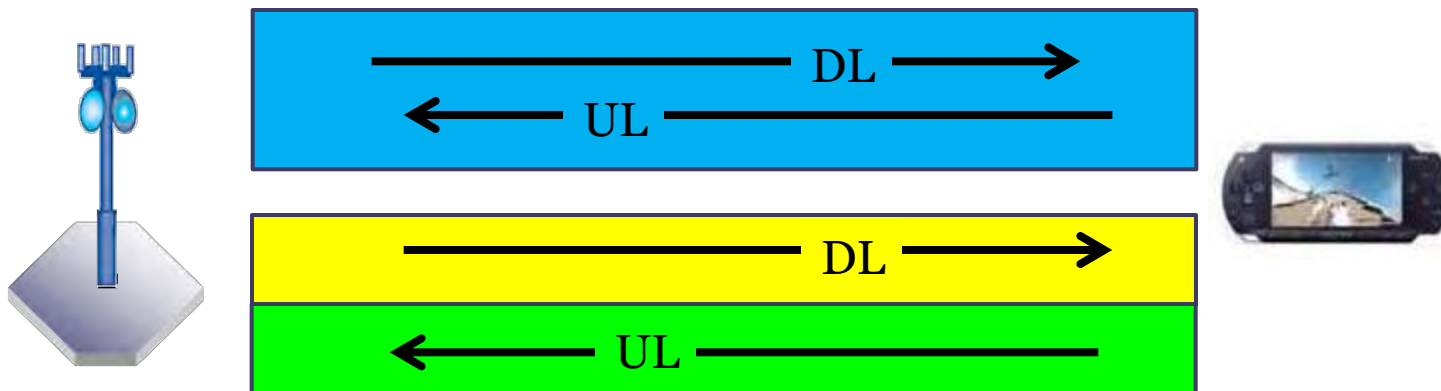


- 3GPP = 3rd generation partnership project
- Partnership of 6 regional standards groups that translate 3GPP specifications to regional standards
- LTE = long term evolution

FDD vs. TDD

- FDD (frequency division duplex)
 - Paired channels
- TDD (time division duplex)
 - Single frequency channel for uplink and downlink
 - Is more flexible than FDD in its proportioning of uplink vs. downlink bandwidth utilization
 - Can ease spectrum allocation issues

TD-LTE

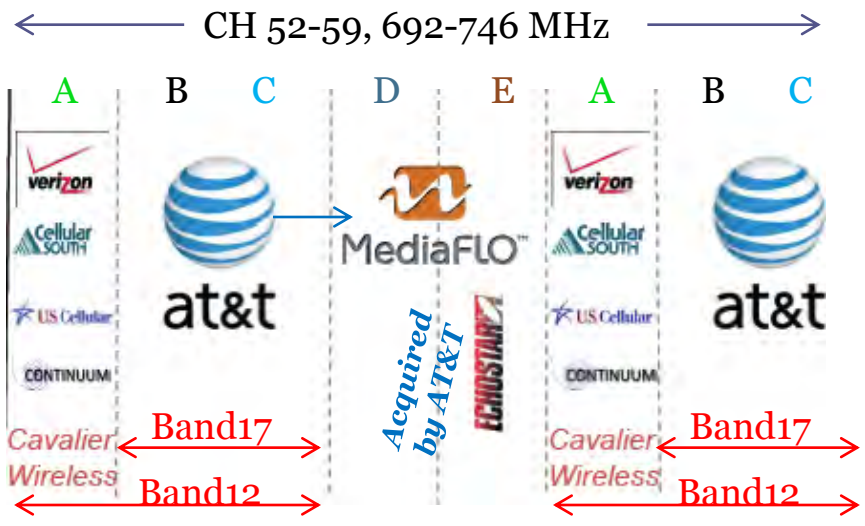


LTE Frequency Bands - FDD

Source: 3GPP TS 36.104; V10.1.0 (2010-12)

Band	Uplink (UL)	Downlink (DL)	Regions
1	1920 -1980 MHz	2110 - 2170 MHz	Europe, Asia
2	1850 -1910 MHz	1930 - 1990 MHz	Americas, Asia
3	1710 -1785 MHz	1805 -1880 MHz	Europe, Asia, Americas
4	1710 -1755 MHz	2110 - 2155 MHz	Americas
5	824-849 MHz	869 - 894 MHz	Americas
6	830 - 840 MHz	875 - 885 MHz	Japan
7	2500 - 2570 MHz	2620 - 2690 MHz	Europe, Asia
8	880 - 915 MHz	925 - 960 MHz	Europe, Asia
9	1749.9 - 1784.9 MHz	1844.9 - 1879.9 MHz	Japan
10	1710 -1770 MHz	2110 - 2170 MHz	Americas
11	1427.9 - 1452.9 MHz	1475.9 - 1500.9 MHz	Japan
12	698 - 716 MHz	728 - 746 MHz	Americas
13	777 - 787 MHz	746 - 756 MHz	Americas (Verizon)
14	788 - 798 MHz	758 - 768 MHz	Americas (D-Block, public safety)
17	704 - 716 MHz	734 - 746 MHz	Americas (AT&T)
18	815 – 830 MHz	860 – 875 MHz	
19	830 – 845 MHz	875 – 890 MHz	
20	832 – 862 MHz	791 – 821 MHz	
21	1447.9 – 1462.9 MHz	1495.9 – 1510.9 MHz	

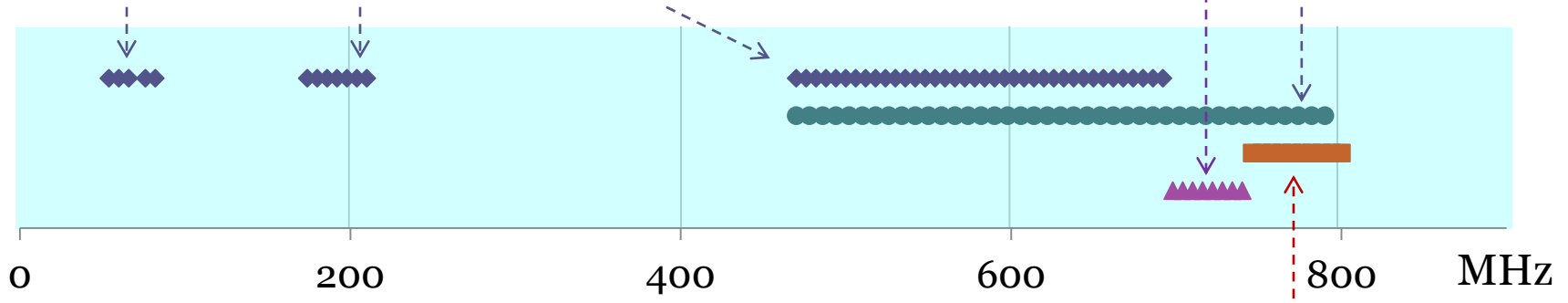
UHF Spectrum, Including White Space Bands



Low 700 MHz band

US (FCC) White Spaces
54-72, 76-88, 174-216, 470-692 MHz

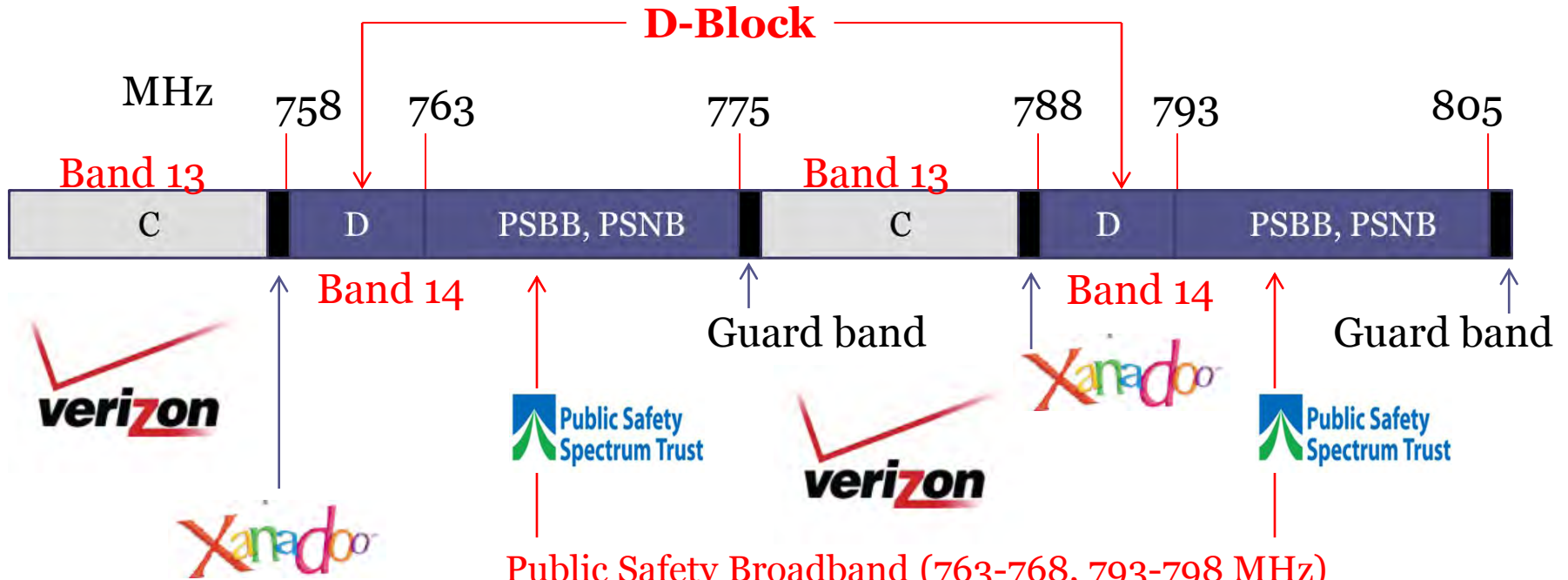
European (ECC) White Spaces (470-790 MHz)



High 700 MHz band



High 700 MHz Band



Public Safety Broadband (763-768, 793-798 MHz)
 Public Safety Narrowband (769-775, 799-805 MHz), local LMR

LTE Frequency Bands - TDD

TD-LTE

Band	UL and DL	Regions
33	1900 - 1920 MHz	Europe, Asia (not Japan)
34	2010 - 2025 MHz	Europe, Asia
35	1850 - 1910 MHz	
36	1930 - 1990 MHz	
37	1910 - 1930 MHz	
38	2570 - 2620 MHz	Europe
39	1880 - 1920 MHz	China
40	2300 – 2400 MHz	Europe, Asia
41	2496 – 2690 MHz	Americas (Clearwire LTE)
42	3400 – 3600 MHz	
43	3600 – 3800 MHz	

WiMAX Frequency Bands - TDD

Band Class	(GHz) BW (MHZ)	Bandwidth Certification Group Code (BCG)
1	2.3-2.4	
	8.75	1.A
	5 AND 10	1.B
2	2.305-2.320, 2.345-2.360	
	3.5	2.A (Obsolete, replaced by 2.D)
	5	2.B (Obsolete, replaced by 2.D)
	10	2.C (Obsolete, replaced by 2.D)
	3.5 AND 5 AND 10	2.D
3	2.496-2.69	
	5 AND 10	3.A
4	3.3-3.4	
	5	4.A
	7	4.B
	10	4.C
5	3.4-3.8	
	5	5.A
	7	5.B
	10	5.C
7	0.698-0.862	
	5 AND 7 AND 10	7.A
	8 MHz	7.F

WiMAX Forum
Mobile
Certification Profile
v1.1.0

A universal frequency step size of 250 KHz is recommended for all band classes, while 200 KHz step size is also recommended for band class 3 in Europe.

WiMAX Frequency Bands - FDD

Band Class	(GHz)BW (MHZ)	Duplexing Mode BS	Duplexing Mode MS	MS Transmit Band (MHz)	BS Transmit Band (MHz)	Bandwidth Certification Group Code (BCG)
2	2.305-2.320, 2.345-2.360					
	2x3.5 AND 2x5 AND 2x10	FDD	HFDD	2345-2360	2305-2320	2.E**
	5 UL, 10 DL	FDD	HFDD	2345-2360	2305-2320	2.F**
3	2.496-2.690					
	2x5 AND 2x10	FDD	HFDD	2496-2572	2614-2690	3.B
5	3.4-3.8					
	2x5 AND 2x7 AND 2x10	FDD	HFDD	3400-3500	3500-3600	5.D
6	1.710-2.170 FDD					
	2x5 AND 2x10	FDD	HFDD	1710-1770	2110-2170	6.A
	2x5 AND 2x10 AND Optional 2x20 MHz	FDD	HFDD	1920-1980	2110-2170	6.B
	2x5 AND 2x10 MHz	FDD	HFDD	1710-1785	1805-1880	6.C
7	0.698-0.960					
	2x5 AND 2x10	FDD	HFDD	776-787	746-757	7.B
	2x5	FDD	HFDD	788-793 AND 793-798	758-763 AND 763-768	7.C
	2x10	FDD	HFDD	788-798	758-768	7.D
	5 AND 7 AND 10 (TDD), 2x5 AND 2x7 AND 2x10 (H-FDD)	TDD or FDD	Dual Mode TDD/H-FDD	698-862	698-862	7.E*
	2x5 AND 2x10 MHz	FDD	HFDD	880-915	925-960	7.G
8	1.710-2.170 TDD					
	5 AND 10	TDD	TDD	1785-1805, 1880-1920, 1910-1930, 2010-2025	1785-1805, 1880-1920, 1910-1930, 2010-2025	8.A

Unlicensed Bands and Services

IEEE 802.11 (Wi-Fi) operates in the ISM-2400 and ISM-5800 bands and in the 5800 UNII band; recently standardized for 3650-3700 contention band

IEEE 802.16 (WiMAX) operates in the UNII/ISM band and in the 3500-3700 MHz contention band

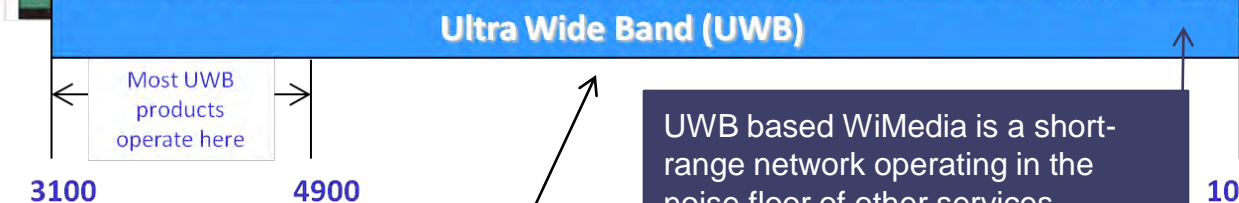
902-928 MHz
ISM band
ZigBee,
proprietary

2400-2500 MHz
ISM band
Wi-Fi, ZigBee,
Bluetooth

3650 - 3700
Contention band
Wi-Fi, WiMAX

5150 - 5350
5470 - 5725
UNII Band
Wi-Fi

5725 - 5825
UNII/ISM Band
Wi-Fi, WiMAX



ISM-900 traditionally used for consumer devices such as cordless phones, garage openers and baby monitors, now also used on smart meters

Cordless phones




UWB based WiMedia is a short-range network operating in the noise floor of other services

Standards-based proprietary

Unlicensed Bands and Services

Frequency range	Bandwidth	Band	Notes
433.05 – 434.79 MHz	1.74 MHz	ISM	Europe
420–450 MHz	30 MHz	Amateur	US
868-870 MHz	2 MHz	ISM	Europe
902–928 MHz	26 MHz	ISM-900	Region 2
2.4–2.5 GHz	100 MHz	ISM-2400	International allocations (see slides 7, 8 for details)
5.15–5.35 GHz	200 MHz	UNII-1,2	
5.47–5.725 GHz	255 MHz	UNII-2 ext.	
5.725–5.875 GHz	150 MHz	ISM-5800 UNII-3	
24–24.25 GHz	250 MHz	ISM	US, Europe
57-64 GHz 59-66 GHz	7 GHz	ISM	US Europe

TVB

Medical devices
Remote control

RFID and other
unlicensed services

Smart meters, remote
control, baby
monitors, cordless
phones

802.11b/g/n, Bluetooth
802.15.4 (Bluetooth,
ZigBee), cordless phones

802.11a/n, cordless phones

Emerging 802.11ad
802.15.3c, ECMA-387
WirelessHD

Americas, including US and
Canada; Australia, Israel

European analog of
the ISM-900 band

ISM = industrial, scientific and medical
UNII = unlicensed national information infrastructure

Summary

- Wireless broadband industry will likely get some of the TV band spectrum
- Will it be licensed or unlicensed?
- For success of unlicensed White Spaces, significant bandwidth is needed with low barriers for inexpensive consumer technology (e.g. relaxed out of band emissions; simple rules)

For More Information

- White papers, presentations, articles and test reports on a variety of wireless topics

Thank
You

www.octoscope.com

White Space – Key FCC Documents

- FCC 08-260 2nd Report and Order and Memorandum Opinion and Order
 - http://hraunfoss.fcc.gov/edocs_public/attachmatch/FCC-08-260A1.pdf
- FCC DA-09-20 Erratum
 - http://hraunfoss.fcc.gov/edocs_public/attachmatch/DOC-287799A1.pdf
- FCC 10-174 2nd Memorandum Opinion and Order
 - http://hraunfoss.fcc.gov/edocs_public/attachmatch/FCC-10-174A1.pdf
- FCC Doc 302279 Erratum
 - http://hraunfoss.fcc.gov/edocs_public/attachmatch/DOC-302279A1.pdf
- FCC 10-16 Report and Order and Further Notice of Proposed Rulemaking
 - http://hraunfoss.fcc.gov/edocs_public/attachmatch/FCC-10-16A1.pdf
- Consolidation of above documents:
 - <https://mentor.ieee.org/802.11/dcn/11/11-11-0067-00-00af-fcc-tvws-orders-jan-11-consolidated-text.pdf>